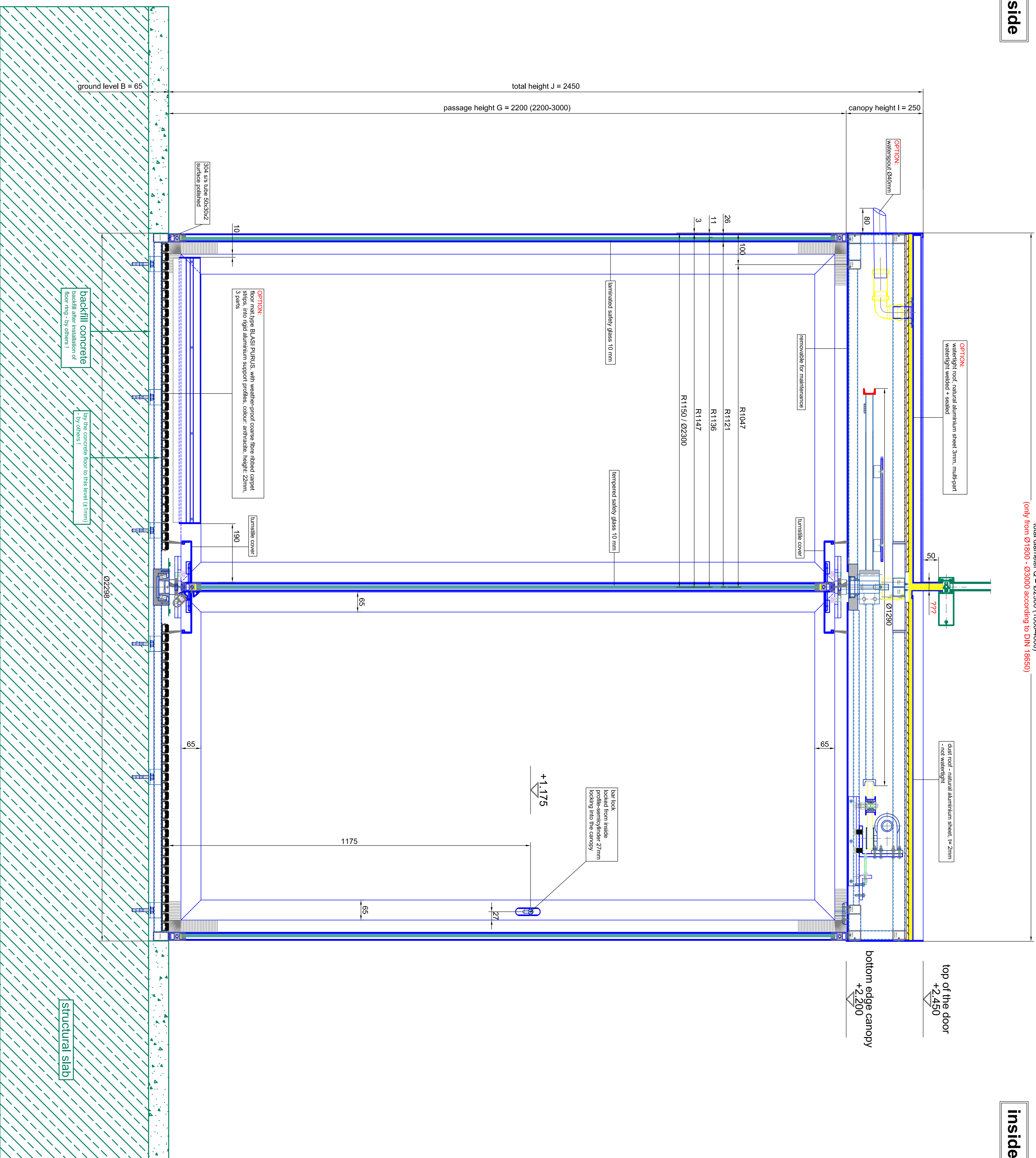


# vertical section

total diameter Q = Ø2300 (1800-4000)  
 (only from Ø1800 - Ø3000 according to DIN 18650)

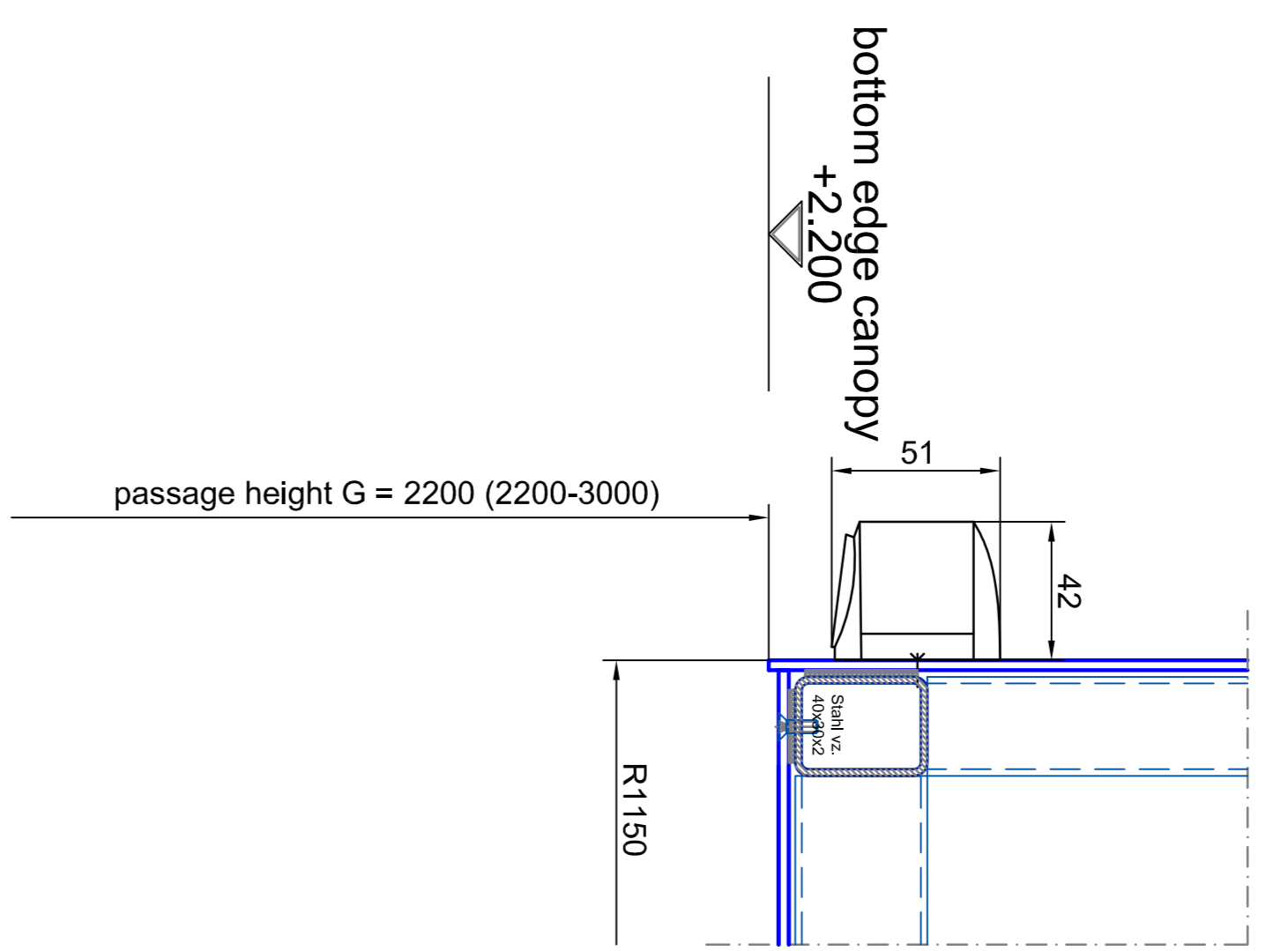
outside

inside



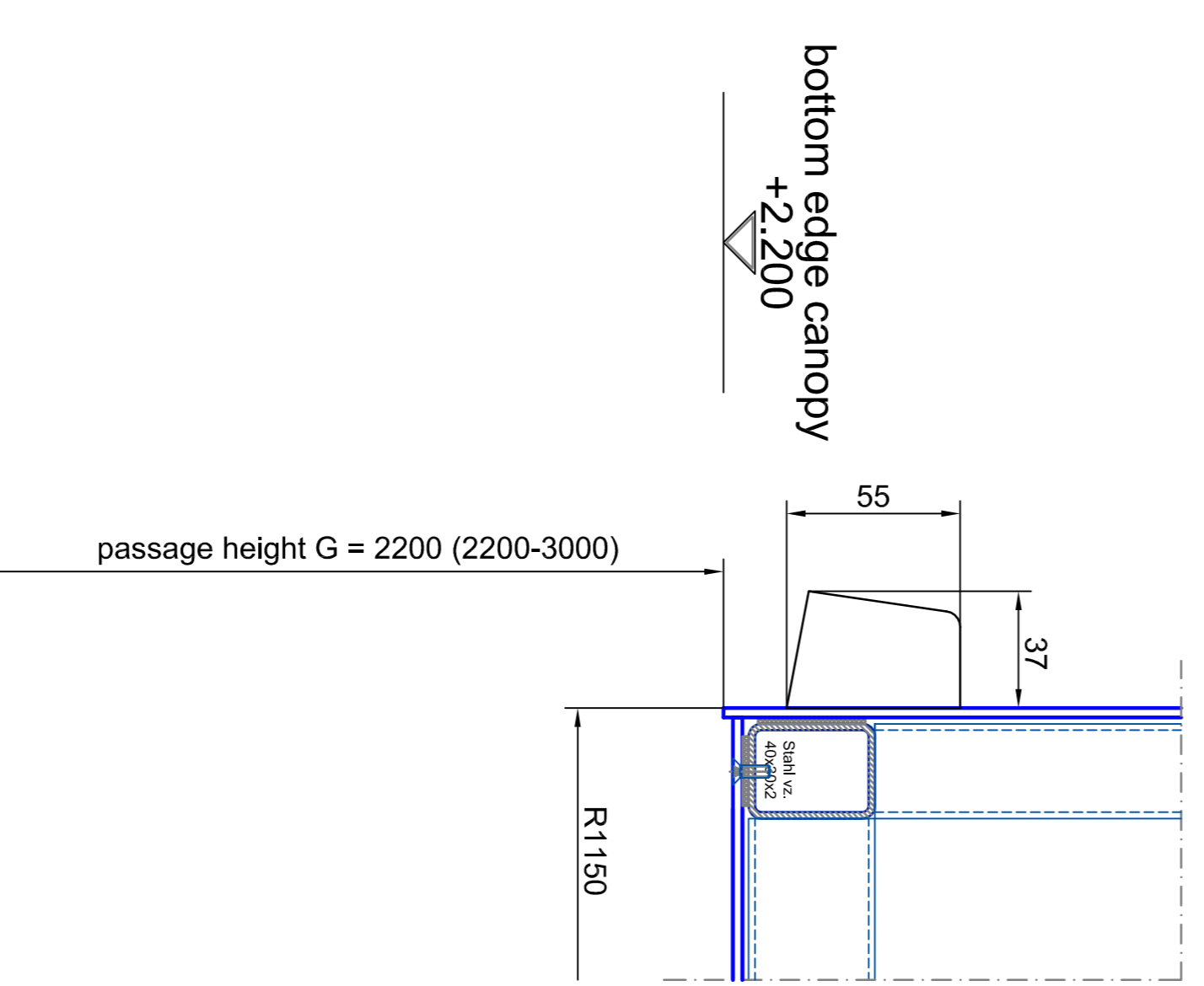
# vertical section - passage area

A0 - M 1:2



# vertical section - passage area

A0 - M 1:2



FEL  
 ±0.000 (±1)  
 -0.065 (±1)  
 SSL

<b>BLASI</b> B.L.A.S.I. G m.b.H. Automatic Doors Cell Steel Sheet S.15 G + F + T + Adhesive		Tel. +49(0)227 / 863 - 291 Fax. +49(0)227 / 863 - 299 E-mail: prod@blasig.de WWW: blasig.de		Scale: <b>A0 - M 1:5</b> Title: <b>K31-V-23</b> Content: <b>SAMPLE DRAWING ONLY</b>	
Sheet: <b>314/48</b> Drawing: <b>314/48</b> Project: <b>314/48</b> Client: <b>314/48</b> Date: <b>314/48</b>	Drawing No.: <b>314/48</b> Revision: <b>314/48</b> Date: <b>314/48</b> Author: <b>314/48</b> Checked: <b>314/48</b>	Scale: <b>A0 - M 1:5</b> Title: <b>K31-V-23</b> Content: <b>SAMPLE DRAWING ONLY</b>	Sheet: <b>314/48</b> Drawing: <b>314/48</b> Project: <b>314/48</b> Client: <b>314/48</b> Date: <b>314/48</b>	Drawing No.: <b>314/48</b> Revision: <b>314/48</b> Date: <b>314/48</b> Author: <b>314/48</b> Checked: <b>314/48</b>	Scale: <b>A0 - M 1:5</b> Title: <b>K31-V-23</b> Content: <b>SAMPLE DRAWING ONLY</b>



